

天主教露德聖母幼稚園
Our Lady of Lourdes Catholic Kindergarten
2019-2020 年度下學期高班小任務活動(2)
Simple Learning Task Activity (2) for K3 - Second Term

姓名: _____
Name

日期: _____
Date

親子小任務：設計「未來的防護套裝」

請家人與小朋友一起發揮創意，設計一套用於未來的防護套裝（如：口罩、平光鏡）抵禦病菌。防護套裝以平面或立體設計，製作均可。完成後，請帶回校與同學分享你的設計。

K3 Simple Learning Task: Design future protective suit

Please create your own protective suit (eg, mask, glasses) to protect against the virus. You can design and make the suit flat or one-dimensional. When we return to school, we will share with others.



天主教露德聖母幼稚園

Our Lady of Lourdes Catholic Kindergarten

高班數學活動冊

K3 Mathematics Activity book

2019-2020 下學期



Name :

姓名 : _____

序

日常生活的實際問題。數學有嚴謹的學習層幼兒的認知發展，而實物操作則有助幼兒鞏固概念。

目的

本小冊子的目的是促進幼兒對學習數學產生興趣，留意數學與生活的聯繫，逐步建立以數學思考和解決生活問題的能力培養主動觀察和關心身邊與數學有關的事情的態度。

細則

1. 老師邀請幼兒課業寫上日期，請家長按時協助幼兒完成練習及繳交。
2. 幼兒每次完成練習後，老師會蓋上公仔印以作獎勵。

Foreword

In everyday life, children have many opportunities to learn preliminary mathematical concepts. As children become better acquainted with the mathematical concepts in their everyday life experiences, they gradually build up a good foundation for cognitive development. Through a variety of activities such as hands-on experiment and play, they are also able to grasp basic mathematical concepts. These activities and experiences are essential for children to develop their interest, positive attitude, necessary communication skills and thinking abilities for learning mathematics.

Objective

Our school designed this Mathematics Activity book with the aim of helping our K3 children develop interest in mathematics and cognitive ability through a variety of life experiences. Besides that, it also develops thinking and problem-solving abilities through activities and observation, analysis and discussion.

Notes

1. Our teacher will invite children to write down the date on the page that we teach on that day, please help your children do the assignment at home.
2. Teacher will give a cartoon stamp on the book after each revision as encouragement for children.

Thank you for your co-operation.

一.請在空格內順序寫上(1-90)。

Please write down the numbers (1-90) in the boxes.

--	--	--	--	--	--	--	--	--	--

--	--	--	--	--	--	--	--	--	--

--	--	--	--	--	--	--	--	--	--

--	--	--	--	--	--	--	--	--	--

--	--	--	--	--	--	--	--	--	--

--	--	--	--	--	--	--	--	--	--

--	--	--	--	--	--	--	--	--	--

--	--	--	--	--	--	--	--	--	--

--	--	--	--	--	--	--	--	--	--

--	--	--	--	--	--	--	--	--	--

日期：


Date : _____

二.請以 10 個一數的方式將圖畫用線連起來，然後將正確數量寫在空格內。Draw a line through each group of ten then write down the correct number.

A grid of 50 rabbits arranged in 10 rows and 5 columns. A vertical line is drawn through the first column of rabbits. To the right of the grid is a large empty square box for writing the answer.

A grid of 40 crabs arranged in 10 rows and 4 columns. To the right of the grid is a large empty square box for writing the answer.

Our Lady of Lourdes Catholic Kindergarten



Name: _____

Foreword

The aim of this book is to help our children learn a variety of English words from different subjects. This book was produced to help our students revise with their parents at home.

Notes:

1. Our teacher will stamp the date on the book before the weekend, please help your children to do the assignment at home.
2. This book must be brought to school every day, so teacher can help the children to revise.
3. After each revision, teacher will stamp the book.

Contents

Vocabulary/ Sentence structure	page
little, looking	4,5
big, long, crab, snake	6,7
happy, dolphin, dancing	8,9
rubbish, sick, throw	10,11
pick, plastic bags	12,13
tin cans, clean	14,15
boat trip, helicopter	16,17
lorry, motorcycle, bridge, flyover	18,19
ferry, boat	20,21
heavy, light	22,23
feather, marbles, sink	24,25
weigh, ladybird, frog	26,27

Down in the sea.

Date: _____

1. Vocabulary

little
looking

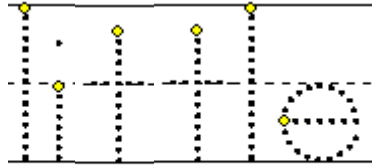
2. Read the sentences with your parents.

Down in the sea, what do we see?

A little fish is looking at you and me.

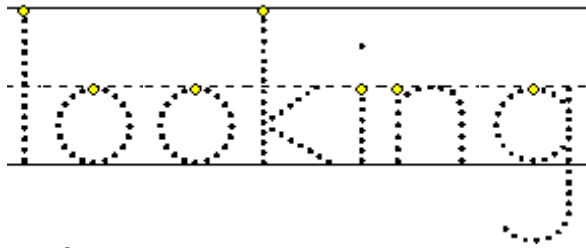
3.Practice writing the words.

little




|

looking



|

請在方格上寫上  字部首的字彙。

例： 草	艹	艹
艹	艹	艹

