

天主教露德聖母幼稚園
Our Lady of Lourdes Catholic Kindergarten
2019-2020 年度下學期低班小任務活動(5)
Simple Learning Task Activity (5) for K2 - Second Term

Name

姓名: _____

Date

日期: _____

美勞活動 - 表情變變變

Art Activity - Change expressions

幼兒跟著指示摺出「表情變變變」的底線稿，然後再在上方畫上不同的表情，當完成「表情變變變」的手工，便可以開始玩遊戲，如出示一個表情，幼兒與家長可互相分享有關表情所聯想到的事情。然後家長與幼兒在家中一起製作表情摺紙，讓幼兒學會不同表情舒發自己的感受，藉此活動反映幼兒在停課期間的情緒，令家長和幼兒可以藉此增進感情。

Follow the instructions to make the 'changing expression' puzzle. Play the game together and discuss the expressions and feelings. Try making different puzzles with different expressions to help your child understand them and understand various feelings.

1. 準備一張 10 厘米 X 10 厘米的紙張。
Prepare 10cm x 10cm piece of paper.



2. 把紙張對角對摺。
Fold the paper diagonally.




3. 再把紙對摺。
Fold diagonally once more.



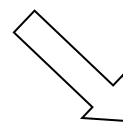

4. 打開摺紙。
Open the folded paper.




5. 把 4 隻角摺向中心。
Fold the 4 corners towards the center.




6. 打開摺紙，並反向背面。
Open the folded paper and turn it over.




7. 把上下兩邊成一直線地摺向中心。
Fold the top and bottom ends in a straight line toward the center.




8. 打開摺紙，重覆步驟 7.摺左右兩側。
Open the folded paper and repeat step 7. fold with the left and right sides.



9. 請跟著下圖，由上面開始，沿著摺線向下和向內推；完成上面，上下反轉再繼續完成下面。
Please follow the picture below, starting from the top, pushing down and inward along the fold; after finishing the top, turn up side down and repeat.



10. 在每面摺出的小方格上，用筆把圓形物件的外圍繪出來。
Draw a circle as shown.



11. 現在你可以繪畫你的表情了。
Now you can draw your own facial expressions on it.



12. 把面部填上你喜歡的顏色。
Colour the face with your favourite colours.



13. 完成了，請向家長分享你今天的心情。
When you are done, use it to share your feeling with your parents today.



挑 戰 站

日期：_____

Date _____

一. 文字

請根據以下圖案圈出正確的詞語。

Please color the correct vocabulary according to the picture provided.

青

金

魚

蛙



二. 部首：

哪一個是屬於水部首的字？請把它填上顏色。



有趣的

文 字

日期：

Date

聽一聽



說一說



拍照



Take photos



山頂



The Peak



海洋公園



Ocean Park

以下的圖畫是代表哪兩個字的組合？把它們連起來並填上相同的顏色。

例子

Example

拍

山

頂

照

海

洋

公


園



請每兩個一數圈出物件。

Please circle all the objects in groups of 2.

例：



+

+



+

+

+

Date

日期: _____


1-20

1				
				20

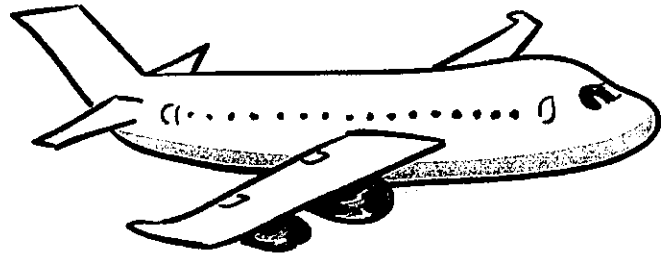
Where are we?

Date: _____

1. Vocabulary



postcard




aeroplane

2. Read the sentences with your parents.

Where are we?

We are on an aeroplane.

3. Draw a picture for the postcard.



天主教露德聖母幼稚園
Our Lady of Lourdes Catholic Kindergarten
2019-2020 年度下學期小任務活動(5)
Simple Learning Task Activity (5) Second Term

姓名: _____
Name

日期: _____
Date

抗疫期間，「保存口罩」是非常重要的任務。小朋友，我們一起與家人一起學習製作「口罩保存盒」。請觀看以下的影片。<https://youtu.be/HMCsnjkQTQs>

Please follow the video to make the mask saving box with family together.

<https://youtu.be/HMCsnjkQTQs>

步驟一：預備以下的物料

Step 1: Prepare the following materials

步驟二：利用物料裝飾保存盒的盒蓋

Step 2: Use the materials to decorate the cover

步驟三：利用剪刀在盒邊的周圍剪四個小三角形

Step 3: Use the scissors to cut four small triangles

步驟四：完成作品

Step 4: Finish



1



2



3



4